



Republic of the Philippines
Province of Isabela
MANUEL A. ROXAS DISTRICT HOSPITAL
San Antonio, Roxas, Isabela



Telefax No.: (078) 642-0152

Email Add.: mardh_rxs@yahoo.com.ph
PHILHEALTH ACCREDITED




MANUEL A. ROXAS DISTRICT HOSPITAL
ACCOMPLISHMENT REPORT FOR THE MONTH of APRIL 2025

I. HOSPITAL OPERATIONS PERFORMANCE REPORT

I. GENERAL INFORMATION	
Classification	General
Authorized Bed Capacity	50
Actual Implementing	75
Service Capability	Level I
Accreditation	Level I PhilHealth
Nature of Ownership	Government
II. UTILIZATION OF HOSPITAL SERVICES	
Total in- Patients Admission (including pathologic NB)	463
New Born (well babies)	55
Total Discharges (Alive)(Including Newborn)	516
PHIC	463
NON PHIC	53
Bed Occupancy Rate (standard 85%)	120.60%
Admission- Consultation Ratio	1:9
Average Length of Stay	3 to 4 days
TOTAL SURGICAL OPERATIONS	
Cesarean Section	18
Major Operation	9
Minor Operation	14
TOTAL NUMBER OF DELIVERIES	
Normal Spontaneous Delivery	49
TOTAL LABORATORY TEST PERFORMED	
Urinalysis	780
Fecalysis	140
Hematology	2, 719
Clinical Chemistry	2, 455
Blood Banking	71
Immunology & Serology	278
RTPCR Test Done	0
Covid RAT Done	0
New Born Screening (Standard 85 %)	95.52%

X- Ray Performed	1,081
Ultrasound	56
ECG	59
TOTAL PRESCRIPTION FILLED (Standard 80%)	97%
TOTAL REFERRALS	
Referred to other hospitals	30
Received from RHU	9
TOTAL DEATHS (in-patient including Neonatal Deaths)	6
Dead on Arrival	5
ER Death	0
GROSS DEATH RATE	1.16%(6 cases)
GROSS INFECTION RATE	0
MATERNAL MORTALITY RATE	0
NEONATAL MORTALITY RATE	0
INFANT MORTALITY RATE	0
STILLBIRTH	0
TOTAL NUMBER OF PATIENTS SERVED AT ER	1,365
TOTAL NUMBER OF PATIENTS SERVED AT OPD	3,341
TOTAL NUMBER OF ADMISSIONS	518

A. HOSPITAL INCOME

CASH COLLECTIONS: Php 
 PHIC COLLECTIONS: Php 
 Php 

B. PATIENTS CLASSIFICATIONS

PHIC – 463

NON-PHIC-53

- PAYING - 39
- INDIGENT - 14

C. TEN LEADING CAUSES OF OPD CONSULTATION

DIAGNOSIS	TOTAL
1. ANIMAL BITE	2, 325
2. DENTAL	192
3. PRE NATAL	119
4. PHYSICAL INJURIES	87
5. UPPER RESPIRATORY TRACT INFECTION	50
6. URINARY TRACT INFECTION	45
7. POST NATAL	31
8. HYPERTENSION	23
9. ACUTE BRONCHITIS	21
10. ACUTE GASTROENTERITIS	17

Total Number of Out-Patient Visits (New patient) - 1, 615

Total Number of Out-Patient Visits (Re-visit) - 1, 726

E. TEN LEADING CAUSES OF ADMISSION/DISCHARGE

DIAGNOSIS	TOTAL
1. ACUTE GASTROENTERITIS	97
2. PNEUMONIA	43
3. URINARY TRACT INFECTION	33
4. PHYSICAL INJURY	28
5. HYPERTENSION	16
6. ACUTE GASTRITIS	14
7. CEREBROVASCULAR ACCIDENT	10
8. BENIGN PAROXYSMAL POSITIONAL VERTIGO	8
9. CHRONIC OBSTRUCTIVE PULMONARY DISEASE	7
10. ANEMIA	7

D. LEADING CAUSES OF MORTALITY

DIAGNOSIS	TOTAL
1. ACUTE MYOCARDIAL INFARCTION	2
2. CEREBROVASCULAR DISEASE PROBABLY INFARCT	1
3. CHRONIC OBSTRUCTIVE PULMONARY DISEASE	1
4. ACUTE GASTROENTERITIS WITH SEVERE DEHYDRATION	1
5. PULMONARY TUBERCULOSIS	1

Average Daily Census - 60

F. ANIMAL BITE TREATMENT CENTER

➤ Total number of new and old cases attended – 2,325

G. DENTAL SERVICES

➤ The total number of tooth extractions done was - 185

H. FAMILY PLANNING

➤ Implant - 2
➤ Pills - 4
➤ DMPA - 3

I. IMMUNIZATION ACTIVITY

➤ given vaccines for newborn babies.
Hepa B - 67 given after delivery
BCG - 63 scheduled every MWF

J. NEWBORN SCREENING SERVICE

NBS percentage coverage: - 95.52%

Total Newborn Babies (NB)- 66

Inborn -64; Outborn - 2

K. TB DOTS PROGRAM

➤ Zero (0) confirmed case of DSSM

L. HEMODIALYSIS CENTER

- a. Total number of Patients – 34
- b. Total number of hemodialysis sessions – 371
- c. Total number of Transient Patients- 2
- d. Total OPD Patients- 32

M. DIETARY SERVICES

Month of APRIL	Number of Meals Served			Osteorized Feeding Patient	Diet Counselling			Nutrition Assessment
	Breakfast	Lunch	Dinner		In Patient	Out Patient	Going Home	Dialysis Center
1	51	51	51	0	0	0	0	0
2	53	53	53	0	0	0	0	0
3	56	56	56	0	0	0	0	0
4	59	59	59	0	0	0	0	0
5	53	53	53	0	0	0	0	0
6	58	58	58	0	0	0	0	0
7	68	68	68	0	0	0	0	0
8	70	70	70	0	0	0	0	0
9	60	60	60	0	0	0	0	0
10	71	71	71	0	0	0	0	0
11	70	70	70	0	0	0	0	0
12	60	60	60	0	0	0	0	0
13	54	54	54	0	0	0	0	0
14	68	68	68	0	0	0	0	0
15	63	63	63	0	0	0	0	0
16	58	58	58	0	0	0	0	0
17	70	70	70	0	0	0	0	0
18	72	72	72	0	0	0	0	0
19	64	64	64	0	0	0	0	0
20	70	70	70	0	0	0	0	0
21	72	72	72	0	0	0	0	0
22	80	80	80	0	0	0	0	0
23	72	72	72	0	0	0	0	0
24	71	71	71	0	0	0	0	0
25	71	71	71	0	0	0	0	0
26	65	65	65	0	0	0	0	0
27	55	55	55	0	0	0	0	0
28	60	60	60	0	0	0	0	0
29	63	63	63	1	0	0	0	0
30	55	55	55	2	0	0	0	0
TOTAL	5736			3	0	0	0	0

N. STATISTICAL REPORT OF INDIGENT PATIENTS SERVED BY
HOSPITAL SOCIAL SERVICE (CONDONED BILLS)

Out Patient Department	No. of Clients	Discounted Amount
Laboratory	3	Php 837.00
X-Ray	2	Php 330.00
Medicines	3	Php 522.00
TOTAL	8	Php 1, 689.00
In Patient	No. of Clients	Discounted Amount
Ward Patients	-	0

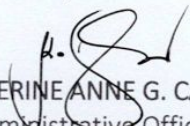
O. MEDICAL ASSISTANCE TO INDIGENT PATIENTS (MAIP) PROGRAM
(NO FUND)

Out-Patient Type of Medical Assistance Provided	No. of Clients	Approved Assistance Through MAIP
Laboratory	-	-
X-Ray	-	-
Meds	-	-
TOTAL		


P. ACTIVITIES & ACCOMPLISHMENTS

- a. April 3, 2025 – The Department of Health Cagayan Valley Center for Health Development (DOH-CVCHD) Animal Bite Coordinator led by Ma’am Sheena Andres conducted an inspection and monitoring of our Animal Bite Treatment Center.
- b. April 7, 2025 – The Department of Health-Cagayan Valley Center for Health Development issued our Centrtificate of Quality Service of our Animal Bite Treatment Center.
- c. April 8, 2025 – The Philippine Drug Enforcement Agency, Regional Office II headed by DDRO II Colt James D. Arapoc conducted a regular inspection and monitoring of our Pharmacy.
- d. April 21, 2025 – The Office of the Provincial Engineer personnel conducted preventive maintenance of our air conditioners in different offices, and departments.

Prepared by:


KATHERINE ANNE G. CASINO
Administrative Officer III

Checked and Approved by:


IMELDA M. GUILLERMO, MD
Provincial Health Officer I & Chief of Hospital

MARDH ACTIVITIES & ACCOMPLISHMENTS DOCUMENTATIONS for APRIL 2025

- a. April 3, 2025 – The Department of Health Cagayan Valley Center for Health Development (DOH-CVCHD) Animal Bite Coordinator led by Ma'am Sheena Andres conducted an inspection and monitoring of our Animal Bite Treatment Center.



- b. April 7, 2025 – The Department of Health-Cagayan Valley Center for Health Development issued our Certificate of Quality Service of our Animal Bite Treatment Center.



- c. April 8, 2025 – The Philippine Drug Enforcement Agency, Regional Office II headed by DDRO II Colt James D. Arapoc conducted a regular inspection and monitoring of our Pharmacy.

