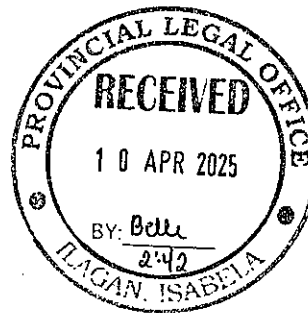





Republic of the Philippines  
Province of Isabela  
MANUEL A. ROXAS DISTRICT HOSPITAL  
San Antonio, Roxas, Isabela  
Telefax No.: (078)642-0152  
Email add.: mardh\_rxs@yahoo.com.ph  
PHILHEALTH ACCREDITED



April 04, 2025

**HON. RODOLFO T. ALBANO III**  
Governor  
Province of Isabela


Dear Sir:

Greetings!

May we respectfully submit herewith the Manuel A. Roxas District Hospital's  
**Accomplishment Report for March 2025.**

Thank you very much, God bless and More Power!

Very truly yours,

  
**IMELDA M. GUILLERMO, MD**  
Provincial Health Officer I & Chief of Hospital



Republic of the Philippines  
Province of Isabela  
**MANUEL A. ROXAS DISTRICT HOSPITAL**  
San Antonio, Roxas, Isabela  
Telefax No.: (078) 642-0152  
Email Add.: mardh\_rxs@yahoo.com.ph  
PHILHEALTH ACCREDITED



**MANUEL A. ROXAS DISTRICT HOSPITAL**  
**ACCOMPLISHMENT REPORT FOR THE MONTH of MARCH 2025**

**I. HOSPITAL OPERATIONS PERFORMANCE REPORT**

<b>I. GENERAL INFORMATION</b>	
Classification	General
Authorized Bed Capacity	50
Actual Implementing	75
Service Capability	Level I
Accreditation	Level I PhilHealth
Nature of Ownership	Government
<b>II. UTILIZATION OF HOSPITAL SERVICES</b>	
Total in- Patients Admission (including pathologic NB)	435
New Born (well babies)	53
Total Discharges (Alive)(Including Newborn)	502
PHIC	438
NON PHIC	64
Bed Occupancy Rate (standard 85%)	119.48%
Admission- Consultation Ratio	1:10
Average Length of Stay	4 days
<b>TOTAL SURGICAL OPERATIONS</b>	
Cesarean Section	18
Major Operation	15
Minor Operation	17
<b>TOTAL NUMBER OF DELIVERIES</b>	
Normal Spontaneous Delivery	50
<b>TOTAL LABORATORY TEST PERFORMED</b>	
Urinalysis	834
Fecalalysis	102
Hematology	3,189
Clinical Chemistry	3,047
Blood Banking	54
Immunology & Serology	339
RTPCR Test Done	0
Covid RAT Done	0
New Born Screening (Standard 85 %)	98.48%

X- Ray Performed	1,045
Ultrasound	23
ECG	120
TOTAL PRESCRIPTION FILLED (Standard 80%)	97%
TOTAL REFERRALS	
Referred to other hospitals	44
Received from RHU	21
TOTAL DEATHS (in-patient including Neonatal Deaths)	3
Dead on Arrival	5
ER Death	3
GROSS DEATH RATE	0.60%(3 cases)
GROSS INFECTION RATE	0
MATERNAL MORTALITY RATE	0
NEONATAL MORTALITY RATE	0
INFANT MORTALITY RATE	0
STILLBIRTH	2.94%(2 cases)
TOTAL NUMBER OF PATIENTS SERVED AT ER	1,375
TOTAL NUMBER OF PATIENTS SERVED AT OPD	3,395
TOTAL NUMBER OF ADMISSIONS	488

#### A. HOSPITAL INCOME

CASH COLLECTIONS: Php 1, 187, 332. 00

PHIC COLLECTIONS: Php 5, 616, 468. 20

Php 6, 803, 800. 20

#### B. PATIENTS CLASSIFICATIONS

PHIC – 438

NON-PHIC-64

- PAYING - 45
- INDIGENT - 19

#### C. TEN LEADING CAUSES OF OPD CONSULTATION

DIAGNOSIS	TOTAL
1. FF-UP Check-Up	1,613
2. ANIMAL BITE	891
3. DENTAL	234
4. PRE-NATAL	156
5. UPPER RESPIRATORY TRACT INFECTION	95
6. PHYSICAL INJURY	51
7. URINARY TRACT INFECTION	42
8. POST NATAL	37
9. ACUTE BRONCHITIS	28
10. HYPERTENSION	27

Total Number of Out-Patient Visits (New patient) - 1, 782  
 Total Number of Out-Patient Visits (Re-visit) - 1, 613

**E. TEN LEADING CAUSES OF ADMISSION/DISCHARGE**

DIAGNOSIS	TOTAL
1. PNEUMONIA	71
2. ACUTE GASTROENTERITIS	52
3. PHYSICAL INJURY	29
4. HYPERTENSION	23
5. URINARY TRACT INFECTION	22
6. ACUTE GASTRITIS	14
7. BRONCHIAL ASTHMA IN ACUTE EXACERBATION	12
8. CEREBROVASCULAR ACCIDENT	10
9. DENGUE FEVER	10
10. ANEMIA	8

**D. LEADING CAUSES OF MORTALITY**

DIAGNOSIS	TOTAL
1. SEPTIC SHOCK	2
2. PNEUMONIA, SEVERE	1

Average Daily Census - 59

**F. ANIMAL BITE TREATMENT CENTER**

➤ Total number of new and old cases attended – 2,079

**G. DENTAL SERVICES**

➤ The total number of tooth extractions done was - 234

**H. FAMILY PLANNING**

➤ Implant - 2  
 ➤ Pills - 3  
 ➤ DMPA - 6

**I. IMMUNIZATION ACTIVITY**

➤ given vaccines for newborn babies.  
 Hepa B - 65 given after delivery  
 BCG - 62 scheduled every MWF

**J. NEWBORN SCREENING SERVICE**

NBS percentage coverage: - 98.48%

Total Newborn Babies (NB)- 65

Inborn -65; Outborn - 0

**K. TB DOTS PROGRAM**

➤ Zero (0) confirmed cases of DSSM out of two (2) smeared.

**L. HEMODIALYSIS CENTER**

- a. Total number of Patients – 32
- b. Total number of hemodialysis sessions – 341
- c. Total number of In Patients- 1
- d. Total OPD Patients- 31

M. DIETARY SERVICES

Month of MARCH	Number of Meals Served			Osteorized Feeding Patient	Diet Counselling			Nutrition Assessment  Dialysis Center
	Breakfast	Lunch	Dinner		In Patient	Out Patient	Going Home	
1	63	63	63	1	0	0	0	0
2	70	70	70	1	0	0	0	0
3	68	68	68	1	0	0	0	0
4	77	77	77	0	0	0	0	0
5	62	62	62	0	0	0	0	0
6	50	50	50	0	0	0	0	0
7	70	70	70	0	0	0	0	0
8	64	64	64	0	0	0	0	0
9	63	63	63	0	0	0	0	0
10	78	78	78	0	0	0	0	0
11	71	71	71	0	0	0	0	0
12	58	58	58	0	0	0	0	0
13	52	52	52	0	0	0	0	0
14	50	50	50	0	0	0	0	0
15	56	56	56	0	0	0	0	0
16	60	60	60	0	0	0	0	0
17	75	75	75	0	0	0	0	0
18	69	69	69	0	0	0	0	0
19	59	59	59	0	0	0	0	0
20	49	49	49	0	0	0	0	0
21	53	53	53	0	0	0	0	0
22	68	68	68	0	0	0	0	0
23	68	68	68	0	0	0	0	0
24	71	71	71	0	0	0	0	0
25	60	60	60	0	0	0	0	0
26	66	66	66	0	0	0	0	0
27	67	67	67	0	0	0	0	0
28	68	68	68	0	0	0	0	0
29	60	60	60	0	0	0	0	0
30	55	55	55	0	0	0	0	0
31	65	65	65	0	0	0	0	0
TOTAL	5895			3	0	0	0	0

N. STATISTICAL REPORT OF INDIGENT PATIENTS SERVED BY  
HOSPITAL SOCIAL SERVICE (CONDONED BILLS)

Out Patient Department	No. of Clients	Discounted Amount
Laboratory	15	Php 3,990.00
X-Ray	12	Php 1,455.00
Medicines	23	Php 4,322.00
TOTAL	50	Php 9,767.00
In Patient	No. of Clients	Discounted Amount
Ward Patients	7	Php 2,876.00

O. MEDICAL ASSISTANCE TO INDIGENT PATIENTS (MAIP) PROGRAM  
(NO FUND)

Out-Patient Type of Medical Assistance Provided	No. of Clients	Approved Assistance Through MAIP
Laboratory	-	-
X-Ray	-	-
Meds	-	-
TOTAL		


P. ACTIVITIES & ACCOMPLISHMENTS

- a. March 6, 2025 – Validation and monitoring of Department of Health-Knowledge Management and Information Technology Service (DOH-KMITS) for the full implementation of Electronic Medical Records (EMR) and Integrated Hospital Operations and Management Information System (I-HOMIS).
- b. March 7, 2025 – Conducted Nursing Service quarterly meeting led by Ms. Nena D. Lucero, Chief Nurse together with Ms. Katherine Anne G. Casino, Administrative Officer.
- c. March 13, 2025 – Conducted National Spontaneous Earthquake Drill as mandated by the PDRMMO led by our Chief of Hospital, Dr. Imelda M. Guillermo
- d. March 19, 2025 – Inspection and regular monitoring by the Environmental Management Bureau (EMB) of the Department of Environment and Natural Resources (DENR) representative Engr. Marinette Adviento.
- e. March 20-21, 2025 – Conducted BLS Training of MARDH personnel held at MARDH by the PDRRMO facilitators.

Prepared by:


  
KATHERINE ANNE G. CASINO  
Administrative Officer III

Checked and Approved by:

  
IMELDA M. GUILLERMO, MD  
Provincial Health Officer I & Chief of Hospital

# **MARDH ACTIVITIES & ACCOMPLISHMENTS DOCUMENTATIONS for MARCH 2025**

- a. March 6, 2025 – Validation and monitoring of Department of Health-Knowledge Management and Information Technology Service (DOH-KMITS) for the full implementation of Electronic Medical Records (EMR) and Integrated Hospital Operations and Management Information System (I-HOMIS).



- b. March 7, 2025 – Conducted Nursing Service quarterly meeting led by Ms. Nena D. Lucero, Chief Nurse together with Ms. Katherine Anne G. Casino, Administrative Officer.





- c. March 13, 2025 – Conducted National Spontaneous Earthquake Drill as mandated by the PDRMMO led by our Chief of Hospital, Dr. Imelda M. Guillermo.





- d. March 19, 2025 – Inspection and regular monitoring by the Environmental Management Bureau (EMB) of the Department of Environment and Natural Resources (DENR) representative Engr. Marinette Adviento.



- e. March 20-21, 2025 – Conducted BLS Training of MARDH personnel held at MARDH by the PDRRMO facilitators.



