



Republic of the Philippines
 Province of Isabela
ECHAGUE DISTRICT HOSPITAL
 Ipil, Echague, Isabela

ANNUAL ACCOMPLISHMENT REPORT FOR THE FY 2021

AGENCY PROFILE

Echague District Hospital, formerly Primo Gaffud District Hospital was originally located at San Fabian, Echague, Isabela and started operating in 1974 as a ten-bed (10) capacity Primary Hospital. In May 2005, it was relocated at Ipil, Echague, Isabela in one of the four (4) district hospitals constructed during the incumbency of Governor Faustino S. Dy Jr. The new hospital was inaugurated on June 29, 2005. On September 13, 2005, the Sangguniang Panlalawigan of Isabela approved and adopted a Resolution naming the new hospital as Echague District Hospital. It is a core referral hospital of the Southern Inter-Local Health Zone which includes the municipalities of Echague, Jones, San Agustin, San Isidro, Ramon, Cordon, Dinapigue and Santiago City. The population served is not only confined to its catchment areas but also to patients coming from adjacent municipalities of Alicia, Angadanan, San Guillermo, San Mateo and as far as the provinces of Quirino and Ifugao.

The Echague District Hospital is a 25-bed general hospital which is continuously experiencing tremendous influx of patients with a bed occupancy rate of 117.50% in 2021, the reason why there is a need to upsize the hospital from 25 beds to 75 beds.

VISION and MISSION

Vision – The Echague District Hospital envisions to be a 50 bed hospital with modern facilities and equipment, complete and competent personnel to ensure quality medical and surgical services that is affordable, accessible and cost effective.

Mission - The Echague District Hospital is committed to provide adequate, accessible and quality patient care and health services through its dedicated and competent health personnel.

General Information

- * Level I General Hospital
- * Owned by the Provincial Government of Isabela
- * Authorized bed capacity - 25
- * Implementing beds - 47
- * Bed Occupancy rate - 117.50%

Hospital Operations (2021)

Total Admission excluding Newborn	940
Newborn	0
Total Discharges	949
Total In-patient Death	11
Average Daily Census	32
Referrals – From RHU	310
From other hospital/centers	0
To other health facilities	56
Admissions: Non Philhealth	171
Pay	76
Service	95
Philhealth	780
Provincial Health care	0
Beds Occupancy Rate	117.50%
Average Length of stay	12-13 days
Net Death Rate	0.8
Recovery Rate	92.97%
Total Surgical Operations	0
Cesarean Section	0
Other Major operations	0
Minor (In-patients)	0
Minor (Out-patients)	104
Total Outpatient Attended	940
Total Laboratory Test Performed	11,470
Urinalysis	307
Hematology	4,058
Immunology/Serology	0
Blood Transfused (Cross Matching)	11
Fecalysis	18
Clinical Chem	5,778
Microbiology	0
Smears	0
NBS	6

Other Tests	
T3	4
T4	4
TSH	1
FT4	5
PSA	2
CKMB	1
CTN1	2
Total	19

Total Prescriptions	
Filled	100%
Unfilled	0%
Total X-rays performed	387
Total referrals	831
Referrals Sent	56
Referrals Received	775
ABTC (Dog bite cases)	5,200
Dental Services	135
No. of Patients who had tooth Extraction	48
No. of Person Attended/ Examined	87

Services Offered

In-patient and Out Patient Services	Dental Services
Medicine	Radiology
Pediatrics	Pharmacy
Ob-Gynecology	Reproductive and Family Planning
Surgery	Administrative and Support Services
Laboratory Services	Ambulance
Emergency Room Services	Blood Station
Animal Bite Treatment Center	Dietary

Human Resources

The Echague District Hospital is a Level I general hospital and is owned and operated by the Provincial Government of Isabela under the leadership of Governor Rodolfo T. Albano III with the following staff composition:

Medical Services:

Doctors - 9

- 1 - OIC-Chief of Hospital
- 5 - Medical Officer III
- 1 - Contractual Medical Officer

Visiting Consultants

- 4 - Anesthesiologist
- 3 - General Surgeon
- 2 - Ortho Surgeon
- 1 - Internist
- 1 - Pediatrician
- 1 - OB-Gyne
- 1 - EENT
- 1 - Radiologist (MOA)

Administrative Services:

- 1 - Administrative Officer IV
- 1 - Records Officer
- 1 - Administrative Officer I(Cashier)
- 1 - Social Worker
- 3 - Drivers
- 1 - Storekeeper I
- 2 - Admin Aide IV - Contratual
- 2 - Admin Aide III – Permanent
- 2 - Admin Aide III – Contractual
- 2 - Admin Aide II – Contractual
- 9 - Admin Aide I - Permanent
- 1 - Admin Aide II (Building Maintenance) - Permanent
- 1 - Admin Aide I – Laundry Worker
- 5 - Utility Workers – Contractual
- 6 - PSG

Dental Services

- 1 - Dentist II
- 1 - Dental Aide

Ancillary Services

- 6 - Medical Technologist
 - 1 - Medical Technologist II
 - 2 - Medical Technologist I
 - 3 - Contractual

Radiology - 3

- 1 - Radiologic Technologist I
- 3 - Radiologic Technologist - contractual

Pharmacy Services - 7

- 1 - Pharmacist II
- 1 - Pharmacist I , 5 - Contractual

Dietary Services

- 1 - Nutritionist Dietitian - contractual
- 1 - Cook - Permanent
- 2 - Food Service Worker - Permanent

Nursing Services-40

- 1 - Chief Nurse
- 2 - Nurse II - Permanent
- 8 - Nurse I - Permanent
- 18 - Nurse - Contractual
- 1 - Nursing Attendant II - Permanent
- 2 - Nursing Attendant I - Permanent
- 1 - Midwife II - Permanent
- 2 - Nursing Attendant - Contractual
- 4 - DOH Nurse

Hospital Statistics

10 Leading Causes of Mortality (2021)	
1. Covid 19 Infection severe	7
2. Cardio Vascular Accident, Cardio Pulmonary Arrest 2 ^o Aneurysm	1
3. Myocardial Infarction, Community Acquired Pneumonia, Cardiovascular Disease, Bronchial Asthma in acute exacerbation	1
4. Pneumonia, Acute Renal Failure 2 ^o to Covid-19 severe infection	1
5. Covid-19 severe, Diabetes Mellitus Type II, Uncontrolled Hypertension stage II	1
6. Hypertension, Pulmonary Tuberculosis, Covid-19 severe	1

10 Leading Causes of Consultations in the OPD (2021)	
1. Sars Cov2 - Rapid Antigen Test (-) Negative	423
2. Essentially Normal	108
3. Urinary Tract Infection	93
4. Patient Under Monitoring, Patient Under Investigation	64
5. Gastritis	56
6. Acute Gastroenteritis	25
7. Upper Respiratory Tract Infection	11
8. Bronchitis	10
9. Benign Paroxysmal Positional Vertigo	9
10. Cellulitis	7

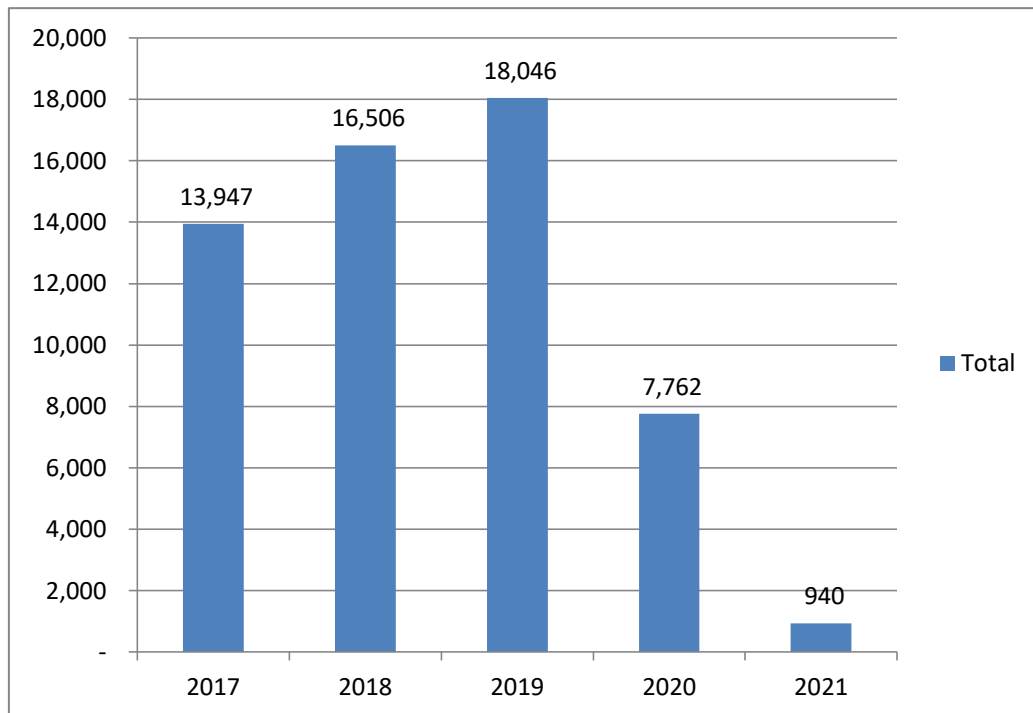
10 Leading Causes of Morbidity (2021)	
1. Covid-19 Positive	724
2. Suspect, Probable	108
3. Pneumonia	45
4. Upper Respiratory Tract Infection	40
5. Influenza	34
6. Diabetes Mellitus	25
7. Upper Respiratory Tract Infection	20
8. Hypertension	12
9. Acute Gastroenteritis	8
10. Dengue Fever	7

10 Leading Causes of ER Consultations (2021)	
1. Open wound	5,081
2. Superficial Injury	184
3. Vehicular Accident	46
4. Positive Alcoholic Breath	34
5. Cellulitis	26
6. Fracture	22
7. Swelling of soft tissue	21
8. Mauling	18
9. Avulsion	13
10. Fall	6

Discharges 2021	
1. Medicine	870
2. Pediatrics	80
3. Obstetrics	0
4. Normal, newborn	0
5. Surgery Adult	1
6. Non-pathologic, Newborn	0
7. Surgery Pedia	0
8. Gynecology	0
9. Pathologic, newborn	0

Death Statistics (2021)	
1. DOA	26
2. Fetal Death	0
3. ER Death	3
4. Neonatal Death	0
5. Neonatal Death Rate	0
6. Gross Death Rate	1.2%
7. Net Death Rate	0.8%
8. Infant Death	0
9. Maternal Death	0
10. Infant Death rate	0

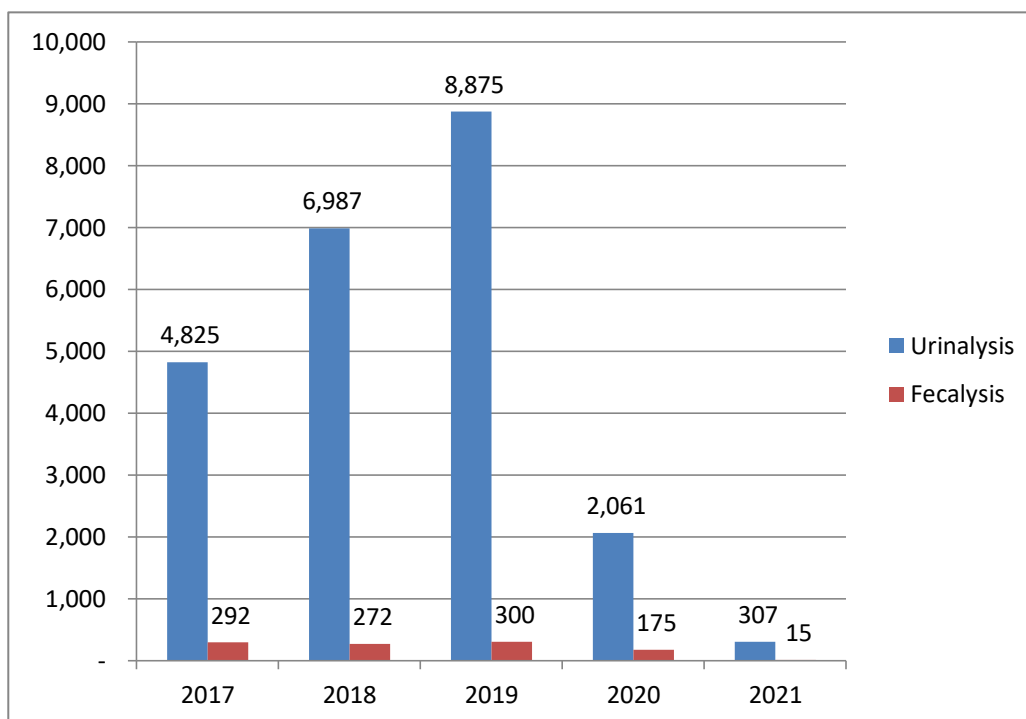
Total OPD Patients Attended



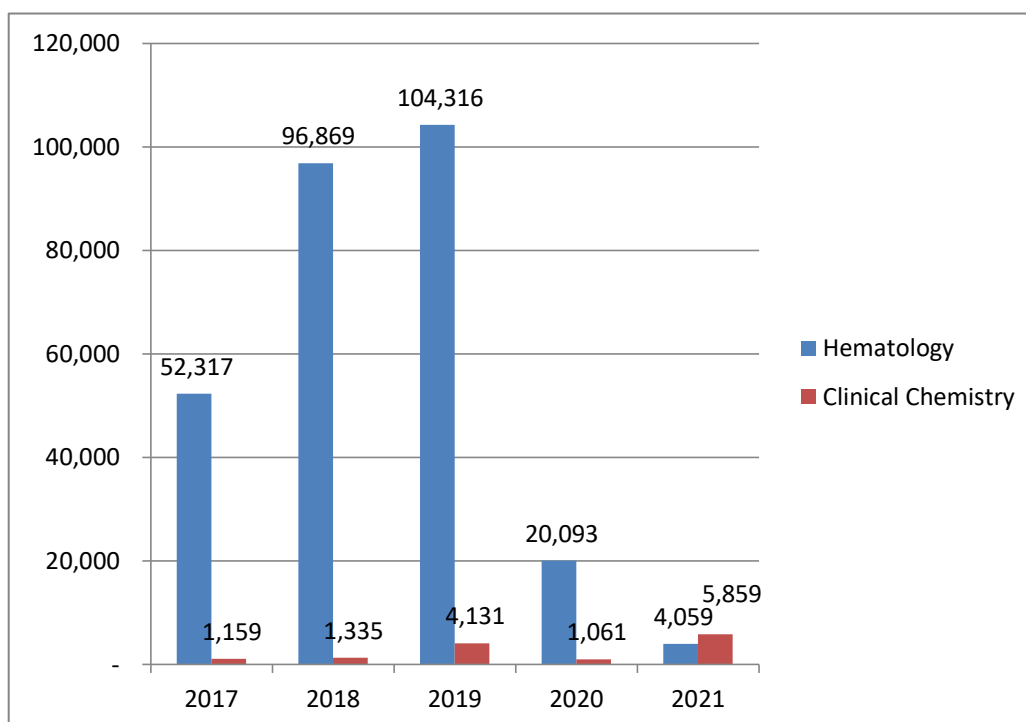
For the last five years (2017-2019), 2019 had the highest OPD Cases attended. There is a decrease in OPD cases because of pandemic.

Laboratory

Urinalysis/Fecalalysis

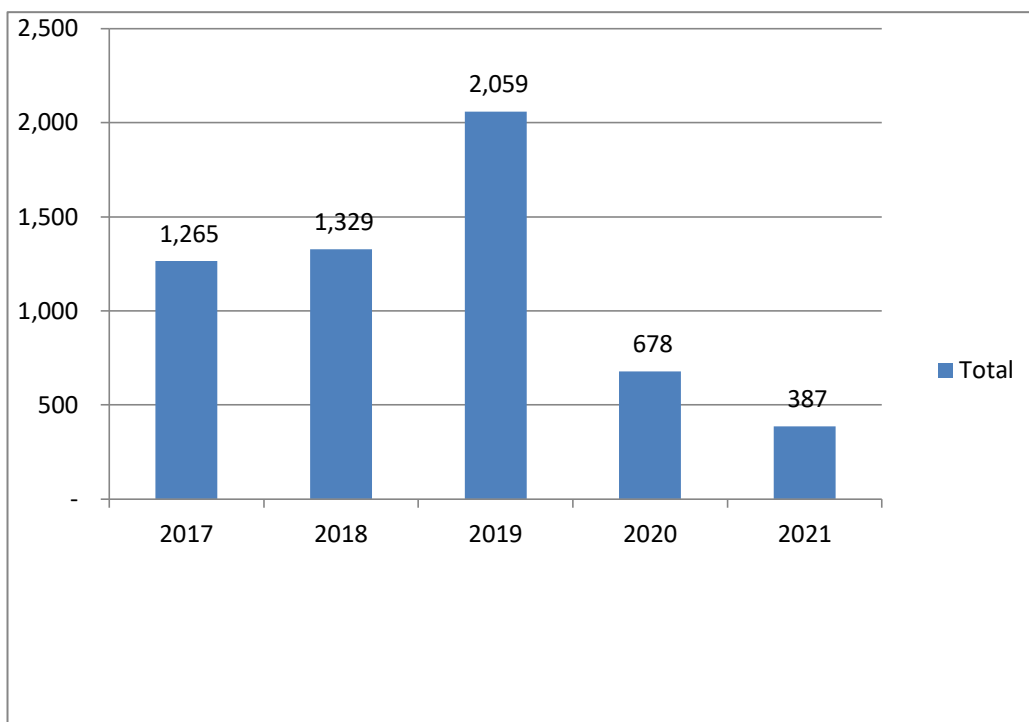


Hematology/Clinical Chemistry

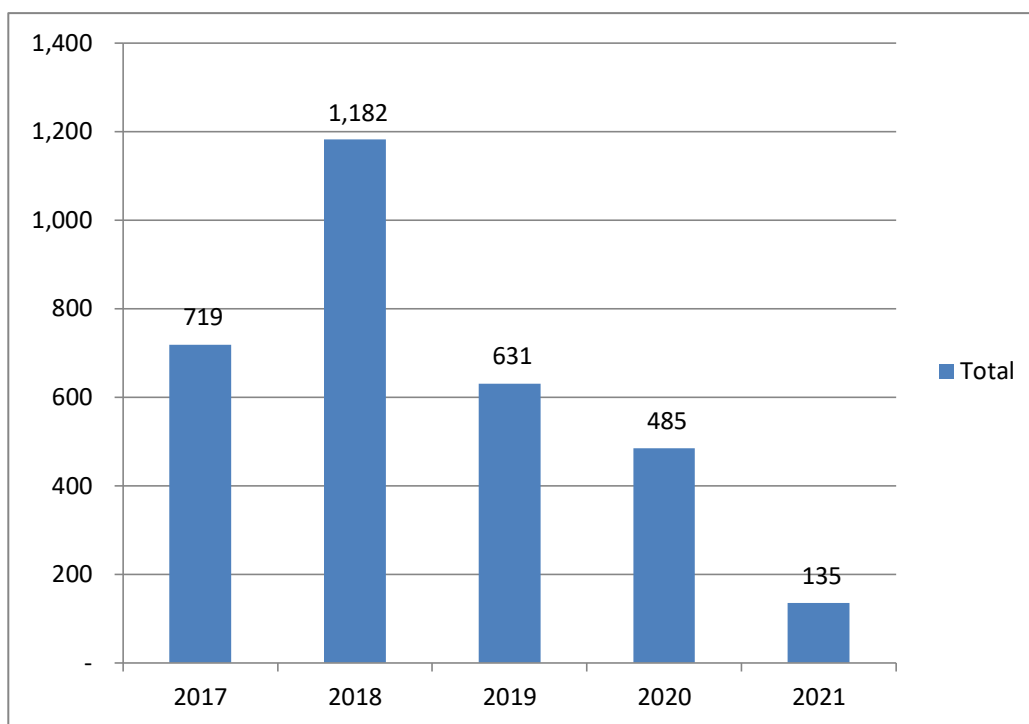


There is a significant decrease in the laboratory tests performed in 2020 and 2021 compared to the previous years because of the pandemic.

X-ray procedures

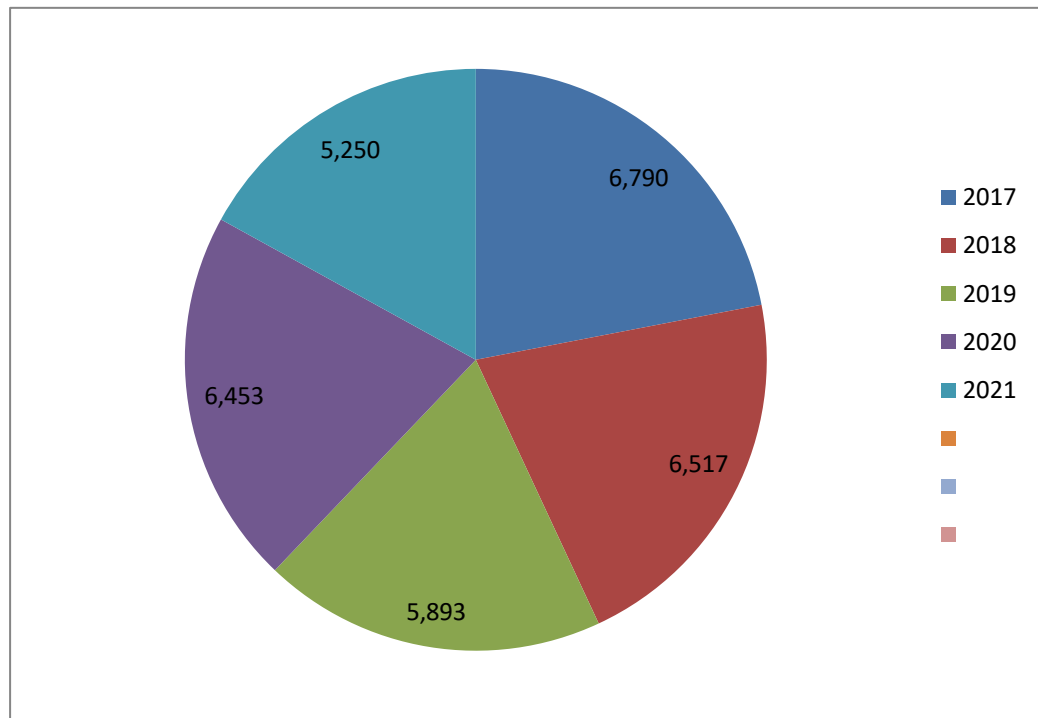


Dental Services (tooth extraction)



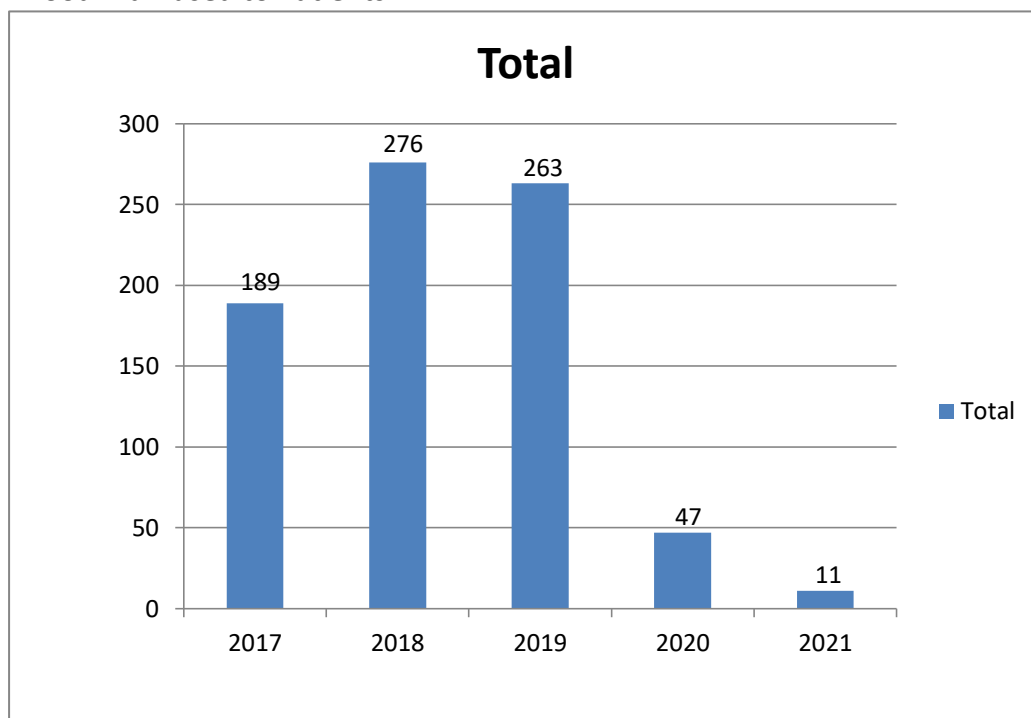
There is a significant decrease in the number of tooth extraction performed because of pandemic.

Animal Bite Treatment Center Patients



Although there is a decrease in 2021, animal bite cases is still high in 2020 hence the high demand in anti-rabies vaccines. The graph shows effective Rabies awareness campaign as people immediately seek consultation and treatment when beaten by animals.

Blood Tranfused to Patients



The decrease in blood transfusion cases in **2020 and 2021** is due to the rising of the number of COVID-19 patient and lockdowns. We have no admissions of regular patients because of the pandemic.

HOSPITAL FACILITY IMPROVEMENT



Glass door between ER and ward lobby



Glass door between OBward to Nurse Station 1



Glass window Nurse Station 2



Glass door COVID-19 Patient Ward A and B



Back Glass door COVID-19 Patient Ward A and B



Front Glass door COVID-19 Patient Ward A and B



Green House Room 1 to 6



Isolation building for COVID-19 (HFEP)



Generator Set building



Construction of the Hemodialysis building

Equipment Acquisition through PLGU - 2021

Office Equipment

Xerox Machine	- 1 unit
Computer with printer and complete accessories	- 10 units
Computer Server	- 1 unit

Medical Equipment

Bio Refrigerator (Brand: Biobase)	1 unit
Blood Bank Refrigerator	1 unit
Immuno Analyzer (Ichroma II)	1 unit
Immuno Chamber (Ichroma I)	1 unit

Policy Standards and Regulations

- The Echague District Hospital is a DOH Licensed Level 1 Health facility with an authorized capacity of 25 beds
- It is a registered member of the Philippine Hospital Association
- It is an Animal Bite Treatment Center accredited facility
- It is PHIC accredited
- It is Licensed to Operate a General Clinical Laboratory
- It is Authorized to Operate a Blood Station
- It is NEQAS certified
- It is Licensed to Operate a Pharmacy
- It is Licensed to Handle Dangerous Drugs

Hospital Income

	Distribution					
	Certification , Medical Certificates, Medico- Legal	Laboratory, X-ray, Dental, Medical	Hospital Fees: Romm & Board, OR/DR Fee, Misc.	Sales Revenue: Medicines, Supplies, NBS	PHIC	Total
TOTAL	166,975.00	2,621,458.00	121,480.00	4,268,563.00	16,745,153.00	23,923,629.00

SUMMARY:

Cash Collection	Daily Collection	7,178,476.00
PHIC Payments	Hospital Bills	16,745,153.00

TOTAL HOSPITAL INCOME

23,923,629.00

HERRISON O. ALEJANDRO, MD
 OIC-Chief of Hospital