

Republic of the Philippines  
 PROVINCE OF ISABELA  
**CAUAYAN DISTRICT HOSPITAL**  
**ACCOMPLISHMENT REPORT FOR THE PERIOD OF           FEBRUARY           2025**

**I. GENERAL INFORMATION**

Classification	: <u>          <b>GENERAL</b>          </u>	Accreditation	: <u>          <b>LEVEL 1 PHILHEALTH</b>          </u>
Authorized Bed Capacity	: <u>          <b>50</b>          </u>	Nature of Ownership	: <u>          <b>GOVERNMENT</b>          </u>
Actual Implementing	: <u>          <b>100</b>          </u>	Bed Occupancy Rate	: <u>          <b>155.50%</b>          </u>
Service Capability	: <u>          <b>LEVEL 1</b>          </u>		

**II. HOSPITAL OPERATIONS**

Total no. in-patients ADMISSION (Including NB)	: <u>          563          </u>
Newborn	: <u>          56          </u>
Total Discharges (Alive including Newborn)	: <u>          552          </u>

TYPE OF MEMBERSHIP	NUMBER	PERCENTAGE
<b>PHIC</b>	<b>501</b>	<b>88.83%</b>
Paying Members	164	
Indigent/Sponsored	337	
<b>OWWA</b>	<b>3</b>	<b>0.53%</b>
<b>NON-PHIC</b>	<b>60</b>	<b>10.64%</b>
<b>TOTAL</b>	<b>564</b>	<b>100%</b>

Total patients admitted and discharged on the same day	: <u>          12          </u>
Total number of inpatients bed days	: <u>          2177          </u>
Total number of inpatients transferred TO THIS FACILITY from another facility for inpatient care	: <u>          14          </u>
Total number of inpatients transferred FROM THIS FACILITY to another facility for inpatient care	: <u>          9          </u>
Average Admission per day	: <u>          20          </u>
Average Length of stay	: <u>          3 TO 4 DAYS          </u>

**TEN LEADING CAUSES OF DISCHARGES (MORBIDITY)**

1. PNEUMONIA	139
2. HYPERTENSION	46
3. ACUTE GASTROENTERITIS	45
4. ELECTROLYTE IMBALANCE	37
5. BRONCHIAL ASTHMA	33
6. PULMONARY TUBERCULOSIS	24
7. URINARY TRACT INFECTION	20
8. CONGESTIVE HEART FAILURE	18
9. DIABETES MELLITUS	17
10. GASTRITIS	16

<b>TOTAL NUMBER OF DELIVERIES</b>	: <u>          <b>56</b>          </u>
NORMAL SPONTANEOUS DELIVERY	: <u>          44          </u>
CESAREAN SECTION	: <u>          12          </u>

OUTPATIENT VISITS	NUMBER
<b>TOTAL NUMBER OF OUTPATIENT VISITS</b>	<b>3264</b>
Number of outpatient visits, new patient	1597
Number of outpatient visits, re-visit	1667
Number of outpatient visits, adult	2199
Number of outpatient visits, pediatric	1065

**TEN LEADING CAUSES OF OPD CONSULTATION**

1. CHRONIC KIDNEY DISEASE	378
2. PNEUMONIA	172
3. ACUTE UPPER RESPIRATORY INFECTION	165
4. URINARY TRACT INFECTION	103
5. HYPERTENSION	102
6. ACUTE GASTROENTERITIS	42
7. DIABETES MELLITUS	39
8. MUSCULOSKELETAL DISORDER	34
9. BRONCHITIS	30
10. CEREBROVASCULAR ACCIDENT	29

EMERGENCY VISITS	NUMBER
TOTAL NUMBER OF EMERGENCY DEPARTMENT VISITS	<b>1196</b>
Total number of emergency department visits, adult	783
Total number of emergency department visits, pediatric	413
EMERGENCY DEPARTMENT to another facility for inpatient care	43
EMERGENCY DEPARTMENT from another facility for inpatient care	68

**TEN LEADING CAUSES OF ER CONSULTATION**

1. INJURIES	330
2. ACUTE UPPER RESPIRATORY INFECTION	165
3. URINARY TRACT INFECTION	81
4. HYPERTENSION	72
5. GASTRITIS	57
6. PNEUMONIA	52
7. BENIGN POSITIONAL VERTIGO	38
8. BRONCHIAL ASTHMA	15
9. BRONCHITIS	11
10. DENGUE FEVER	10

**LABORATORY & RADIOLOGY**

TOTAL NUMBER OF MEDICAL IMAGING TEST (all types including x-ray, ultrasound, etc. )	<b>1045</b>
ECG	179
X-RAY	761
Ultrasound	105
<b>TOTAL NUMBER OF LABORATORY AND DIAGNOSTIC TESTING</b>	
Urinalysis	948
Fecalalysis	101
Hematology	1841
Clinical Chemistry	1086
Immunology/Serology/HIV	214
Nasal Antigen	0
Newborn Screening	58
Number of Blood units Transfused	51
Total number of outreach visits	6
Total number of immunization doses administered to children 0-59 months at this facility or during outreach or home visits. Include immunizations administered during child health weeks	55
Total number of newly diagnosed cases of TB	20
Total number of confirmed cases of dengue	1

**DEATHS**

TYPES OF DEATHS	NUMBER
TOTAL DEATHS	<b>18</b>
TOTAL NUMBER OF INPATIENT DEATHS	<b>12</b>
Total deaths ≤ 48 hours	6
Total deaths > 48 hours	6
Total number of Emergency room deaths	0
Total number of cases declared "DEAD ON ARRIVAL"	6
Total number of stillbirths	0
Total number of neonatal deaths	0
Total number of maternal deaths	0

Gross Death Rate: 2.12 %

Net Death Rate: 1.07 %

**LEADING CAUSES OF DEATHS (MORTALITY)**

1. ACUTE MYOCARDIAL INFARCTION	3
2. CONGESTIVE HEART FAILURE	2
3. UPPER GASTROINTESTINAL BLEEDING	1
4. ISCHEMIC HEART DISEASE	1
5. COMMUNITY ACQUIRED PNEUMONIA	1
6. CEREBROVASCULAR DISEASE	1
7. CHRONIC OBSTRUCTIVE PULMONARY DISEASE	1
8. ACUTE PULMONARY CONGESTION	1
9. SQUAMOUS CELL CARCINOMA	1


**TOTAL SURGICAL OPERATIONS**

TOTAL SURGICAL OPERATIONS	: <u>299</u>
MAJOR OPERATION (including Caesarean Sections)	: <u>78</u>
MINOR OPERATION	: <u>221</u>

Prepared by:

  
**MYRNA J. KO**  
*Records Officer II*

Approved by:

  
**HERRISON O. ALEJANDRO, MD**  
*Chief of Hospital*

# CAUAYAN DISTRICT HOSPITAL

## ACTIVITIES FOR THE MONTH OF FEBRUARY

### Monthly Celebration of Holy Mass







# Surgical Mission

\*Held at Cauayan District Hospital










# Clean-up Drive











# Meeting with PhilHealth Region 02



# New Hospital Ambulance from the Provincial Government of Isabela












# Installation of Curtains to Ward and Semi Private Rooms





# Meeting with Section Heads

