



Republic of the Philippines  
Province of Isabela  
**CAUAYAN DISTRICT HOSPITAL**  
Cauayan City, Isabela



November 07, 2024

**RODOLFO T. ALBANO III**  
*Governor*  
*Province of Isabela*



**THRU: NOEL MANUEL R. LOPEZ**  
*Provincial Administrator*


Sir:

Greetings!

May we respectfully submit herewith our Accomplishment report for the month of October 2024.

Thank you very much and more power.

Very truly yours,

  
**HERRISON O. ALEJANDRO**  
Chief of Hospital



Republic of the Philippines  
 PROVINCE OF ISABELA  
**CAUAYAN DISTRICT HOSPITAL**  
**ACCOMPLISHMENT REPORT FOR THE PERIOD OF           OCTOBER           2024**

**I. GENERAL INFORMATION**

Classification	: <u>          <b>GENERAL</b>          </u>	Accreditation	: <u>          <b>LEVEL 1 PHILHEALTH</b>          </u>
Authorized Bed Capacity	: <u>          <b>50</b>          </u>	Nature of Ownership	: <u>          <b>GOVERNMENT</b>          </u>
Actual Implementing	: <u>          <b>100</b>          </u>	Bed Occupancy Rate	: <u>          <b>124.52%</b>          </u>
Service Capability	: <u>          <b>LEVEL 1</b>          </u>		

**II. HOSPITAL OPERATIONS**

Total no. in-patients ADMISSION (Including NB)	:	: <u>          519          </u>
Newborn	:	: <u>          99          </u>
Total Discharges (Alive including Newborn)	:	: <u>          501          </u>

TYPE OF MEMBERSHIP	NUMBER	PERCENTAGE
<b>PHIC</b>	<b>462</b>	<b>89.54</b>
Paying Members	16	
Indigent/Sponsored	446	
<b>OWWA</b>	<b>1</b>	<b>0.19</b>
<b>NON-PHIC</b>	<b>53</b>	<b>10.27</b>
<b>TOTAL</b>	<b>516</b>	<b>100.00</b>

Total patients admitted and discharged on the same day	:	: <u>          12          </u>
Total number of inpatients bed days	:	: <u>          1930          </u>
Total number of inpatients transferred TO THIS FACILITY from another facility for inpatient care	:	: <u>          17          </u>
Total number of inpatients transferred FROM THIS FACILITY to another facility for inpatient care	:	: <u>          24          </u>
Average Admission per day	:	: <u>          16          </u>
Average Length of stay	:	: <u>          3-4          </u>

**TEN LEADING CAUSES OF DISCHARGES (MORBIDITY)**

1. PNEUMONIA	103
2. ACUTE GASTROENTERITIS	47
3. HYPERTENSION	40
4. DENGUE FEVER	29
5. URINARY TRACT INFECTION	25
6. DIABETES MELLITUS	21
7. CARDIOVASCULAR DISEASE	20
8. CEREBROVASCULAR ACCIDENT STROKE	19
9. BRONCHIAL ASTHMA	18
10. PULMONARY TUBERCULOSIS	17

<b>TOTAL NUMBER OF DELIVERIES</b>	:	: <u>          <b>99</b>          </u>
NORMAL SPONTANEOUS DELIVERY	:	: <u>          75          </u>
CESAREAN SECTION	:	: <u>          24          </u>

OUTPATIENT VISITS	NUMBER
TOTAL NUMBER OF OUTPATIENT VISITS	<b>3480</b>
Number of outpatient visits, new patient	1730
Number of outpatient visits, re-visit	1750
Number of outpatient visits, adult	2388
Number of outpatient visits, pediatric	1092

**TEN LEADING CAUSES OF OPD CONSULTATION**

1. CHRONIC KIDNEY DISEASE	225
2. ACUTE UPPER RESPIRATORY INFECTION	219
3. URINARY TRACT INFECTION	156
4. PNEUMONIA	130
5. HYPERTENSION	77
6. DIABETES MELLITUS	63
7. DENGUE FEVER SYNDROME	47
8. GASTRITIS	41
9. MUSCULOSKELETAL DISORDER	40
10. CEREBROVASCULAR DISEASE STROKE	38

EMERGENCY VISITS	NUMBER
TOTAL NUMBER OF EMERGENCY DEPARTMENT VISITS	<b>1151</b>
Total number of emergency department visits, adult	796
Total number of emergency department visits, pediatric	355
EMERGENCY DEPARTMENT to another facility for inpatient care	37
EMERGENCY DEPARTMENT from another facility for inpatient care	67

**TEN LEADING CAUSES OF ER CONSULTATION**

1. INJURIES	408
2. URINARY TRACT INFECTION	90
3. ACUTE GASTROENTERITIS	60
4. HYPERTENSION	57
5. PNEUMONIA	45
6. GASTRITIS	42
7. DENGUE FEVER	17
8. BENIGN POSITIONAL VERTIGO	15
9. BRONCHIAL ASTHMA	14
10. PULMONARY TUBERCULOSIS	13

**LABORATORY & RADIOLOGY**

TOTAL NUMBER OF MEDICAL IMAGING TEST (all types including x-ray, ultrasound, etc. )	<b>729</b>
ECG	63
X-RAY	567
Ultrasound	99
TOTAL NUMBER OF LABORATORY AND DIAGNOSTIC TESTING	<b>4589</b>
Urinalysis	1280
Fecalalysis	101
Hematology	1726
Clinical Chemistry	900
Immunology/Serology/HIV	319
Nasal Antigen	124
Newborn Screening	93
Number of Blood units Transfused	46
Total number of outreach visits	1
Total number of immunization doses administered to children 0-59 months at this facility or during outreach or home visits. Include immunizations administered during child health weeks	90
Total number of newly diagnosed cases of TB	14
Total number of confirmed cases of dengue	20



**DEATHS**

TYPES OF DEATHS	NUMBER
TOTAL DEATHS	17
TOTAL NUMBER OF INPATIENT DEATHS	15
Total deaths ≤ 48 hours	7
Total deaths > 48 hours	8
Total number of Emergency room deaths	0
Total number of cases declared "DEAD ON ARRIVAL"	2
Total number of stillbirths	0
Total number of neonatal deaths	0
Total number of maternal deaths	0

Gross Death Rate: 2.90 %

Net Death Rate: 1.37 %

**LEADING CAUSES OF DEATHS (MORTALITY)**

1. COMMUNITY ACQUIRED PNEUMONIA	4
2. ACUTE MYOCARDIAL INFARCTION	3
3. CEREBROVASCULAR DISEASE	2
4. CHRONIC OBSTRUCTIVE PULMONARY DISEASE	1
5. CORONARY ARTERY DISEASE	1
6. SEPTIC SHOCK	1
7. RABIES ENCEPHALOPATHY	1
8. RUPTURED CEREBRAL ANEURYSM	1
9. GASTROINTESTINAL BLEEDING	1

**TOTAL SURGICAL OPERATIONS**

MAJOR OPERATION (including Caesarean Sections)

MINOR OPERATION

: 169  
 : 32  
 : 137


Prepared by:

  
**MYRNA J. KO**  
*Records Officer II*

Approved by:

  
**HERRISON O. ALEJANDRO, MD**  
*Chief of Hospital*





**CAUAYAN DISTRICT  
HOSPITAL  
ACTIVITIES AND  
UPDATES**



# GENERAL MEETING





# REPAIR OF DAMAGED FLOOR TILES





# REPAIR OF DAMAGED FLOOR TILES





# INSTALLATION OF WALL FANS INSIDE HOSPITAL PATIENT ROOMS





# INSTALLATION OF WALL FANS INSIDE HOSPITAL PATIENT ROOMS






# INSTALLATION OF DIVIDER AT THE ISOLATION BUILDING





# INSTALLATION OF DIVIDER AT THE ISOLATION BUILDING





# SETTING UP OF SERVER ROOM FOR THE FULL IMPLEMENTATION OF EMR





# INSTALLATION OF AIR CONDITIONING UNITS AT THE SERVER ROOM



# INSTALLATION OF GENERATOR SET AT THE HEMODIALYSIS BUILDING

