



Republic of the Philippines  
**PROVINCE OF ISABELA**  
-oOo-

## OFFICE OF THE PROVINCIAL TREASURER

August 8, 2024

**ATTY. NOEL MANUEL R. LOPEZ**

Provincial Administrator  
Provincial Capitol Compound  
City of Ilagan, Isabela

Dear Sir:


Greetings!

In compliance with Memorandum No. 35 series of 2020, we respectfully submit herewith our Accomplishment Report (Comparative Collection Report June vs. July, 2024) for the month of July, 2024.

We hope you will find everything in order.


Thank you very much.

Very truly yours,

  
**MARIA THERESA ARANETA-FLORES**  
Provincial Treasurer








	PROVINCIAL TREASURER'S OFFICE		July
			MONTH
	Accomplishment Report		2024
			YEAR
I. STATEMENT OF REVENUES			
RECEIPTS	AMOUNT		
	THIS MONTH	June	INCREASE/ (DECREASE)
A. LOCAL SOURCES			
1. TAX REVENUE			
Real Property Tax (RPT)			
1. Basic RPT	5,969,686.16	3,152,939.81	2,816,746.35
Current Year	3,884,729.14	917,724.55	2,967,004.59
Past Year	1,349,412.51	1,397,080.98	(47,668.47)
Penalties	735,544.51	838,134.28	(102,589.77)
2. Business Tax	5,355,972.62	5,884,747.72	(528,775.10)
Amusement Tax	23,235.00	-	23,235.00
Printing and Publication Tax	14,000.00	7,000.00	7,000.00
Franchise Tax	-	-	-
Tax on Delivery Trucks/Van	16,000.00	20,000.00	(4,000.00)
Tax of Gravel & Sand & Ext. Fees	5,302,737.62	5,857,747.72	(555,010.10)
3. Other Local Taxes	1,508,836.56	1,633,416.10	(124,579.54)
Professional Tax	29,400.00	19,800.00	9,600.00
Property Transfer Tax	1,141,967.93	1,269,341.53	(127,373.60)
Fines and Penalties - Local Taxes	337,468.63	344,274.57	(6,805.94)
TOTAL TAX REVENUE	12,834,495.34	10,671,103.63	2,163,391.71
2. NON TAX REVENUE			
a. Regulatory Fees (Permits & Licenses)	85,640.00	90,909.97	(5,269.97)
Governor's Permit Fees	7,100.00	9,200.00	(2,100.00)
Inspection Fee & Business Fees	78,540.00	81,709.97	(3,169.97)
b. Service/User Charges	27,058,659.05	29,681,884.73	(2,623,225.68)
Certification Fees & Clearances:			-
Capitol & Others	128,460.00	122,693.00	5,767.00
Hospital	232,879.00	199,220.00	33,659.00
Hospital Fees and Charges	26,079,150.05	28,899,201.73	(2,820,051.68)
Other Miscellaneous Operating	608,970.00	456,370.00	152,600.00
Del. Van sticker & Accred. Stkr.	9,200.00	4,400.00	4,800.00
c. Other Income Receipts	27,554.65	1,132,388.93	(1,104,834.28)
Interest Income	-	1,084,743.94	(1,084,743.94)
Miscellaneous Income	27,554.65	47,644.99	(20,090.34)
TOTAL NON-TAX REVENUE	27,171,853.70	30,905,183.63	(3,733,329.93)
TOTAL LOCAL SOURCES	40,006,349.04	41,576,287.26	(1,569,938.22)



RECEIPTS	AMOUNT		
	THIS MONTH	LAST MONTH	INCREASE/ (DECREASE)
<b>B. EXTERNAL SOURCES</b>			
1. National Tax Allotment	363,884,636.00	363,884,636.00	-
2. Share from GOCCs (PAGCOR and PCSO)	-	-	-
3. Other Share from National Tax Collection	3,281,874.49	4,775.49	3,277,099.00
a. Share from Ecozone	-	-	-
b. Share from EVAT	-	-	-
c. Share from National Wealth	3,281,874.49	4,775.49	3,277,099.00
d. Share from Tobacco Excise Tax	-	-	-
4. Extraordinary Receipts/Grants/Donations/Aid	-	-	-
<b>TOTAL EXTERNAL SOURCES</b>	<b>367,166,510.49</b>	<b>363,889,411.49</b>	<b>3,277,099.00</b>
<b>C. PROCEEDS FROM SALE OF ASSETS</b>	-	-	-
<b>D. COLLECTIONS OF LOAN RECEIVABLES</b>	<b>1,080,000.00</b>	<b>1,179,000.00</b>	<b>(99,000.00)</b>
<b>TOTAL REVENUES</b>	<b>408,252,859.53</b>	<b>406,644,698.75</b>	<b>1,608,160.78</b>
<b>E. RECEIPTS FROM LOANS AND BORROWINGS</b>			-
a. Acquisition of loans	13,724,000.00	7,849,994.00	5,874,006.00
<b>TOTAL RECEIPTS</b>	<b>421,976,859.53</b>	<b>414,494,692.75</b>	<b>7,482,166.78</b>

PREPARED BY:	CERTIFIED CORRECT BY:
 <b>CARMINA S. TAGAO</b> Administrative Aide II	 <b>MARIA ISABEL S. SINON</b> Supervising Administrative Officer

SUBMITTED BY:

  
**MARIA THERESA ARANETA-FLORES, CPA**  
Provincial Treasurer