



Republic of the Philippines
PROVINCE OF ISABELA
 Alibagu, City of Ilagan

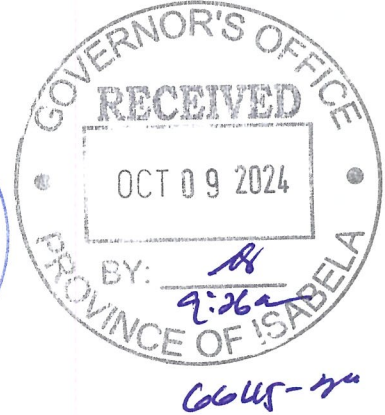


ENVIRONMENT & NATURAL RESOURCES OFFICE

October 8, 2024

HON. RODOLFO T. ALBANO III
 Governor
 Province of Isabela

Thru: **NOEL MANUEL R. LOPEZ**
 Provincial Administrator



Sir:

Greetings!

May we respectfully submit the attached Report on Waste Generation and Waste Disposal for the week from September 30 to October 6, 2024 which provides a summary of waste generation and disposal activities by the different offices, departments, and establishments within the Capitol Compound. The objective of which is to monitor waste management practices and ensure compliance with environmental regulations.

For his information, record and reference.

Very truly yours,


GERONIMO P. CABACCAN, JR.
 ENR Officer
ent



Official run: *September 30 to October 6, 2024*

Time and Schedule of Waste Disposal: Monday – Friday (8:00 AM – 5:30 PM)

Saturday (8:00 AM – 5:00 PM)

SUMMARY REPORT ON WASTE GENERATION AND WASTE DISPOSAL BY OFFICE/DEPARTMENT AND ESTABLISHMENTS WITHIN THE PROVINCIAL CAPITOL COMPOUND

Table 1: Detailed Waste Generation of Conforming Offices/Departments and Establishments

	A. OFFICES/ DEPARTMENTS AND ESTABLISHMENTS	WASTE GENERATED (kgs)				TOTAL	REMARKS
		Biodegradable	Recyclable	Residual	Hazardous		
1	Provincial Governor's Office	136	6.5	38	0	180.5	<i>Segregated</i>
2	Provincial Administrator's Office	2.5	0	4.5	0	7	<i>Segregated</i>
3	Vice Governor's Office/ Secretary to the Sangguniang Panlalawigan	4	4	28.5	0	36.5	<i>Segregated</i>
4	Provincial Legal Office	3.5	1	1.5	0	6	<i>Segregated</i>
5	Provincial Planning & Development Office	2.5	0	4	0	6.5	<i>Segregated</i>
6	Provincial Treasurer's Office	6	0	14	0	20	<i>Segregated</i>
7	Office of the Provincial Agriculturist	5.5	0	9.5	0	15	<i>Segregated</i>
8	Provincial Human Resources Management Office	2	0	0.5	3	5.5	<i>Segregated</i>
9	Provincial Budget Office	1	0	5.5	0	6.5	<i>Segregated</i>
10	Provincial Assessor's Office	12	0.5	9	0	21.5	<i>Segregated</i>
11	Provincial Accountant's Office	11.5	1	6.5	0	19	<i>Segregated</i>
12	Provincial Internal Audit & Control Office	1.5	1	4.5	0	7	<i>Segregated</i>
13	Philippine Rural and Development Project/Provincial Project Management Implementing Unit	1.5	0	1	0	2.5	<i>Segregated</i>
14	Isabela Coastal Development Office	0	0.5	2.5	0	3	<i>Segregated</i>
15	Environment and Natural Resources Office	27	0	2	0	29	<i>Segregated</i>
16	Compound Maintenance Office	299.5	8	13	0	320.5	<i>Segregated</i>
17	Provincial General Services Office	3	2	10	0	15	<i>Segregated</i>
17	Isabela Tourism Office	2	0	7	0	9	<i>Segregated</i>
18	Isabela Provincial Hospital Office	4.034	0.164	0.46	0.0013	4.66	<i>Segregated</i>
19	Public Employment Service Office	0	0	2	0	2	<i>Segregated</i>

20	1 st Congressional District Office	13.5	0	3.5	0	17	<i>Segregated</i>
21	Women and Children Protection Center	0	3.5	6	0.5	10	<i>Segregated</i>
22	Provincial Veterinary Office	2.5	0	2.5	0	5	<i>Segregated</i>
23	Provincial Social Welfare and Development Office	56.5	6.5	8	0	71	<i>Segregated</i>
24	Isabela Provincial Jail	0	0	74	0	74	<i>Segregated</i>
25	Provincial Cooperative, Livelihood and Enterprise Development Office	2.5	0	1.5	0	4	<i>Segregated</i>
26	BRO Farmers	0	3.5	4	0	7.5	<i>Segregated</i>
27	Provincial Information Office	5	0	9	0	14	<i>Segregated</i>
28	LINGAP Center	0	1	13	0	14	<i>Segregated</i>
29	Tienda Isabela	0	0	5	0	5	<i>Segregated</i>
30	Provincial Youth and Development Office	3	0.5	1.5	0	5	<i>Segregated</i>
31	Food Court	5	0	6	0	11	<i>Segregated</i>
	- Jaja's Kitchenette and Snacks House	61	15	29.5	0	105.5	<i>Segregated</i>
	- Pampagueñas Kitchenette	24	1.5	9.5	0	35	<i>Segregated</i>
	- Malou's Eatery & Snack Haus	9	1	15	0	25	<i>Segregated</i>
Sub Total		713.03	57.16	370.96	3.50	1,144.66	
B.	NATIONAL AGENCIES/OFFICES/DEPARTMENTS						
1	DSWD-SWAD Isabela Satellite	0	10	5	0	15	<i>Segregated</i>
2	Registry of Deeds	0	1	3	0	4	<i>Segregated</i>
3	Commission on Elections	0	0	5	0	5	<i>Segregated</i>
Sub Total		0	11	13	0	24	
C.	OTHERS						
1	Vendor/s	0	0	0.5	0	0.5	<i>Segregated</i>
Sub Total		0	0	0.5	0	0.5	
D.	PROVINCIALY-OPERATED HOSPITALS						
1	Echague District Hospital	43.5	26.33	18	32	119.83	<i>Segregated</i>
2	Cauayan District Hospital	128	64	22	148	362	<i>Segregated</i>
3	San Mariano Community Hospital	61.6	111.7	66	83	322.3	<i>Segregated</i>
4	Gov. Faustino N. Dy Memorial Hospital	322.33	332.34	600.74	279.04	1,534.45	<i>Segregated</i>
5	Milagros Albano District Hospital	32.6	20.3	67.1	34.1	154.1	<i>Segregated</i>
6	Manuel A. Roxas District Hospital	344.95	195.3	209.2	187.95	937.4	<i>Segregated</i>
7	Palanan Station Hospital	56.64	34.92	21.71	26.86	140.13	<i>Segregated</i>
Sub Total		800.02	609.19	916.75	559.95	2,885.91	
Grand Total		1,513.05	677.35	1,303.21	563.45	4,057.07 kgs	

Table 2: Non-Conforming (no data since no waste were brought to the PGI-ENRO RCA for recording/documentation) Offices/Departments and Establishments within capitol compound including national agencies.

A. PGI OFFICES/DEPARTMENTS AND ESTABLISHMENTS		
No.	Office/Departments and Establishments	Other Remarks
1	Management Information System	-
2	Provincial Security Group	-
3		-
4	Provincial Model Day Care Center	-
5	Provincial Engineer's Office	-
6	MASA MASID	-
7	Provincial Disaster Risk Reduction and Management Office	-
8	Amphitheater	-
9	Balai	-
10	Food Court	-
	- Capitol's Catering Services (close)	-
	- Lucky JJ's Kitchenette and Snack Haus	-
	- S.A Burger Haus	-
	- Five Rose Eatery (Queen Isabela Park)	-
B. NATIONAL OFFICES/DEPARTMENTS		
1	Philippine Information Agency	-
2	National Commission on Indigenous People	-
3	202 nd (Isabela) Ready Reserve Infantry Battalion	-
4	OWWA Sub-Office	-
5	Department of the Interior and Local Government	-
6	Bureau of Fire Protection	-

Monitoring and Inspection:

ENRO personnel conducted daily/weekly monitoring and inspection of garbage as per RA 9003 also known as Ecological Solid Waste Management of 2000 within capitol compound.

Activities Undertaken:

- Inspected garbage as per waste classification.
- Informed responsible person to segregate garbage properly before conveying to ENRO Residual Containment Area (RCA).
- Reiterated E.O No. 28 and Memorandum No. 13 Series of 2024.

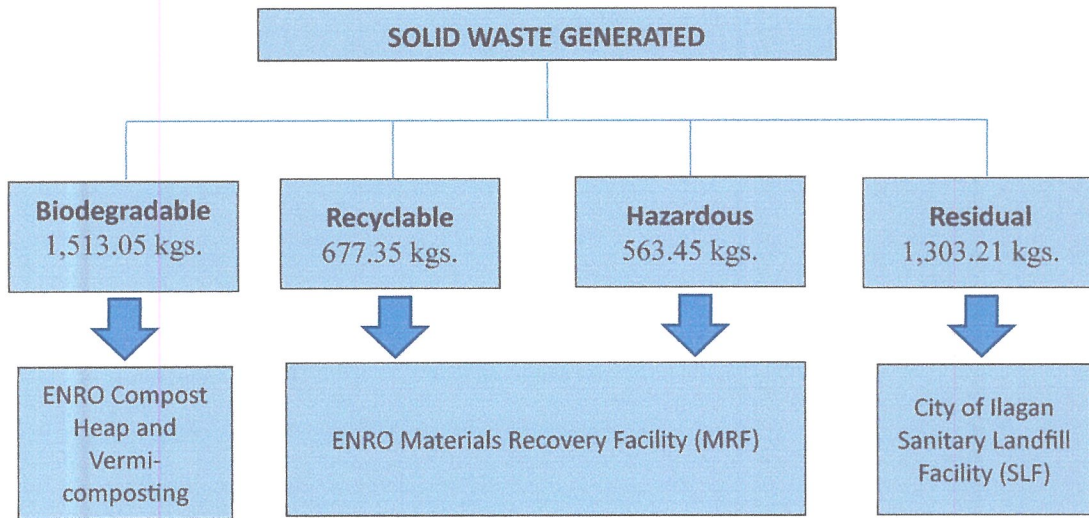
These are the observations, to wit:

1. Some offices at Queen Isabela Park doesn't have their own garbage bin.
2. Garbage bin not properly labelled.
3. Prolonged waste accumulated in their offices before bringing to ENRO RCA.

Recommendations:

1. All offices must bring their segregated garbage to ENRO RCA on daily or weekly basis pursuant to E.O No. 28.
2. All offices must maintain properly labelled garbage bin in order to avoid mixed wastes.

Summary of Waste Disposal:



The weekly summary report highlights the waste generation and disposal activities within the Capitol Compound. Most departments are adhering to waste segregation policies and improved waste management practices. A total of **4,057.07 kilograms** (recyclable, residual, hazardous, and biodegradable) were collected and disposed through the ENRO MRF, Compost Heap and Vermicomposting Facilities, and to the City of Ilagan Sanitary Landfill Facility (SLF).

Prepared by:


PRINCESS DIANE P. PALATTAO
C/CDA I

Checked and reviewed by:


CELIA N. BADUA
SupEMS/Chief, EM Division

Solid Waste Management Activities at ENRO Material Recovery Facility (MRF) and within Provincial Capitol premises

SEGREGATION

Classifying solid waste into categories (Biodegradable, Recyclable, Residual, and Hazardous) to ensure proper disposal and recycling.



WEIGHING

Measuring the quantity of each type of solid waste generated to track waste generation and manage resources effectively.



RECORDING

Documenting data on solid waste generation to monitor trends and provide guidelines for effective solid waste management protocols.



Solid Waste Management Activities in the Provincial Owned-Hospitals


SEGREGATION Classifying solid waste into categories (Biodegradable, Recyclable, Residual, and Hazardous) to ensure proper disposal and recycling.



WEIGHING Measuring the quantity of each type of solid waste generated to track waste generation and manage resources effectively.



LEGENDS



Cauayan District Hospital
 Echague District Hospital
 Gov. Faustino N. Dy Memorial Hospital



Manuel A. Roxas District Hospital
 Milagros Albano District Hospital
 San Mariano Community Hospital