



Republic of the Philippines  
**PROVINCE OF ISABELA**  
Alibagu, City of Ilagan



**ENVIRONMENT & NATURAL RESOURCES OFFICE**

June 25, 2024

**HON. RODOLFO T. ALBANO III**  
Governor  
Province of Isabela

Thru: **NOEL MANUEL R. LOPEZ**  
Provincial Administrator



4122-24

Sir:


Greetings!


This refers to your Executive Order No. 28, Series of 2024, directing all offices and hospitals under the Provincial Government of Isabela to implement ecological solid waste management and waste segregation within their respective areas, and in line with Memorandum No. 13, Series of 2024, mandating compliance with the Ecological Solid Waste Management Act of 2000 (RA 9003) for the proper segregation of garbage, trash, and waste materials.

In this regard, may I respectfully submit herewith Summary Report for the period from June 17-23, 2024, on Waste Generation and Waste Disposal of Conforming and Non-Conforming Offices/Departments and Establishments within the Provincial Capitol Compound, with the corresponding Solid Waste Management Forms per Conforming Offices/Departments and Establishments.

For your information and record.

Very truly yours,

  
**GERONIMO P. CABACAN, JR.**  
ENR Officer  
ent

  
upload to  
website

Official run: June 17 to June 23, 2024  
Time and Schedule of Waste Disposal: Monday – Friday (8:00 AM – 5:30 PM)  
Saturday (8:00 AM – 5:00 PM)

SUMMARY REPORT ON WASTE GENERATION AND WASTE DISPOSAL BY  
OFFICE/DEPARTMENT AND ESTABLISHMENTS WITHIN THE PROVINCIAL CAPITOL  
COMPOUND

Table 1: Detailed Waste Generation of Conforming Offices/Departments and Establishments

	A. OFFICES/ DEPARTMENTS AND ESTABLISHMENTS	WASTE GENERATED (kgs)				TOTAL	REMARKS
		Biodegradable	Recyclable	Residual	Hazardous		
1	Provincial Governor's Office	6	1.5	7.5	0	15	Segregated
2	Provincial Administrator's Office	5	0	9.5	9.5	14.5	Segregated
3	Vice Governor's Office	0	3.5	11.5	0	15	Segregated
4	Provincial Legal Office	2	2	1.5	0	5.5	Segregated
5	Provincial Planning & Development Office	3	1.5	3.5	0	8	Segregated
6	Provincial Treasurer's Office	4	0	14	0	18	Segregated
7	Office of the Provincial Agriculturist	6.5	1.5	8.5	0	16.5	Segregated
8	Provincial Human Resources Management Office	5	0.5	3.5	0	9	Segregated
9	Provincial Budget Office	1.5	2	9	0	12.5	Segregated
10	Provincial Assessor's Office	2	0.5	9	0	11.5	Segregated
11	Provincial Accountant's Office	4	0	2.5	0	6.5	Segregated
12	Provincial Internal Audit & Control Office	3	3	3.5	0	9.5	Segregated
13	Philippine Rural and Development Project/ Provincial Project Management Implementing Unit	1	0.5	1	0	2.5	Segregated
14	Isabela Coastal Development Office	0	1	0.5	0	1.5	Segregated
15	Environment and Natural Resources Office	33	1.5	1.5	0	36	Segregated
16	Compound Maintenance Office	185	5	35.5	5	230.5	Segregated
17	Provincial General Services Office	7	1	5	0	13	Segregated
18	Isabela Tourism Office	2	0	3	0	5	Segregated
19	Isabela Provincial Heath Office	7.59	8.94	2.62	0.03	19.18	Segregated
20	Provincial Disaster Risk Reduction and Management Office	2.5	0.5	27	0	30	Segregated
21	Public Employment Service Office	10.6	1	3.5	3	18.1	Segregated
22	Provincial Safety Office	0	4	2.5	0	6.5	Segregated
23	Women and Children Protection Center	0	0	13.5	10	23.5	Segregated
24	Provincial Veterinary Office	2	0	1	1	4	Segregated

25	Provincial Social Welfare and Development Office	5	0	1.5	0	<b>6.5</b>	<i>Segregated</i>
26	Provincial Engineer's Office	2	1.5	5	6.5	<b>15</b>	<i>Segregated</i>
27	BRO Farmer's	2	-	-	-	<b>2</b>	<i>Segregated</i>
28	Provincial Information Office	0	0	4.5	0	<b>4.5</b>	<i>Segregated</i>
29	LINGAP Center	8.5	2	40	2.5	<b>53</b>	<i>Segregated</i>
30	Tienda Isabela	17.5	3.5	13	-	<b>34</b>	<i>Segregated</i>
31	Provincial Youth and Development Office	3	0	2.5	0	<b>5.5</b>	<i>Segregated</i>
32	Food Court	1.5	2	8	-	<b>11.5</b>	<i>Segregated</i>
41	- Pampagueñas Kitchenette	18	0	6	0	<b>24</b>	<i>Segregated</i>
42	- Joc's Food Court	24.4	0	2	0	<b>26.5</b>	<i>Segregated</i>
<b>Sub Total</b>		<b>374.69</b>	<b>48.44</b>	<b>262.62</b>	<b>28.029</b>	<b>713.78</b>	
<b>B. PROvincially-OPERATED HOSPITALS</b>							
1	Echague District Hospital	68.75	19	25.5	31.5	<b>144.75</b>	<i>Segregated</i>
2	Cauayan District Hospital	60	86	19	140	<b>305</b>	<i>Segregated</i>
3	Gov. Faustino N. Dy Memorial Hospital	445.72	473.86	533.24	351.2	<b>1,804.02</b>	<i>Segregated</i>
4	Manuel A. Roxas District Hospital	183.56	91.48	104.33	133.93	<b>513.3</b>	<i>Segregated</i>
5	Palanan Station Hospital	5.5	17.87	1.61	12.18	<b>37.16</b>	<i>Segregated</i>
<b>Sub Total</b>		<b>763.53</b>	<b>688.21</b>	<b>683.68</b>	<b>668.81</b>	<b>2,804.23</b>	
<b>C. NATIONAL AGENCIES/OFFICES/DEPARTMENTS</b>							
1	Department of the Interior and Local Government	3	1	2	0	<b>6</b>	<i>Segregated</i>
<b>Sub Total</b>		<b>3</b>	<b>1</b>	<b>2</b>	<b>0</b>	<b>6</b>	
<b>Grand Total</b>		<b>1,141.22</b>	<b>737.65</b>	<b>948.30</b>	<b>696.84</b>	<b>3,524.01 kgs.</b>	

**Table 2: Non-Conforming Offices/Departments and Establishments**

<b>A. PGI OFFICES/DEPARTMENTS AND ESTABLISHMENTS</b>		
<b>No.</b>	<b>Office/Departments and Establishments</b>	<b>Other Remarks</b>
1	Secretary to the Sangguniang Panlalawigan	-
2	Management Information System (MIS)	-
3	Provincial Security Group	-
4	1 <sup>st</sup> Congressional District Office	-
5	Isabela Provincial Jail	-
6	Provincial Model Day Care Center	-
7	Provincial Cooperative, Livelihood and Enterprise Development Office	-
8	MASA MASID	-
9	Food Court	-
	- Jaja's Kitchenette and Snack Haus	-
<b>B. PROvincially-OPERATED HOSPITALS</b>		
1	San Mariano Community Hospital	-
2	Milagros Albano District Hospital	-
<b>C. NATIONAL OFFICES/DEPARTMENTS</b>		
1	DSWD-SWAD Isabela Satellite Office	-
2	Commission on Elections	-
3	National Commission on Indigenous People	-
4	Philippine Information Agency	-
5	Registry of Deeds	-
6	202 <sup>nd</sup> (Isabela) Ready Reserve Infantry Battalion	-
7	OWWA Sub-Office	-



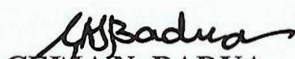
Summary of Waste Disposal:



Conclusion:

The weekly summary report highlights the waste generation and disposal activities within the Capitol Compound. Most departments are adhering to waste segregation policies and improved waste management practices. A total of **3524.01 kilograms** (recyclable, residual, hazardous, and biodegradable) were collected and disposed through the ENRO MRF, Compost Heap and Vermicomposting Facilities and to the City of Ilagan Sanitary Landfill Facility (SLF).

Prepared by:


  
**CELIA N. BADUA**  
SupEMS/Chief, EM Division

Checked and reviewed by:

  
**ROSEMARIE J. ZABALA**  
Assistant ENRO



## ENRO's Material Recovery Facility (MRF)





## Cauayan City District Hospital



## Echague District Hospital





Manuel A. Roxas District Hospital

